

MOTION SENSOR SWITCH

SPECIFICATIONS

Working Voltage: 12-30VDC

Power: 24W max

Detection Distance: < 15' (5m)

Detection Angle: 120°

Adjustable Time Delay: 10/20/50/70 sec

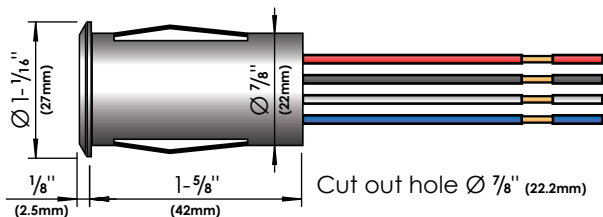
WIRING

+ Voltage In = Red (Power +)


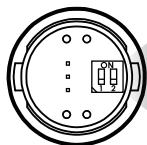
- Voltage In = Black (Power -)

+ Voltage Out = White (Lamp +)

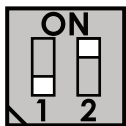
- Voltage Out = Blue (Lamp -)



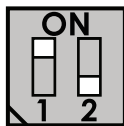
TIME DELAY COMBINATIONS



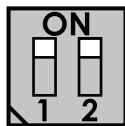
SETTING 1
10 sec



SETTING 2
20 sec



SETTING 3
50 sec



SETTING 4
70 sec

SEADOG[®]LINE
QUALITY MARINE GEAR