

DELUXE HIGH POWER LED OVERHEAD LIGHT

INSTRUCTIONS

FEATURES

The Deluxe High Power LED Overhead Light features excellent light dispersion and brightness, making it ideal for all accent lighting in cabins, walkways, cockpits, and interior compartments. Spring mounted to fit in a 2-7/16" hole. Constructed of corrosion resistant stamped 304 stainless steel.

TECHNICAL DATA

Voltage..... 12-28VDC
 Lux..... 250

OPTIONAL DIMMERS

LED Continuous Adjustment On/Off Dimmer Switch



403060-1

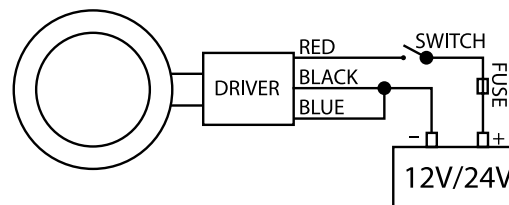
LED Continuous Adjustment On/Off Dimmer Switch w/o On/Off Function



403061-1

WIRING FOR 404510-1

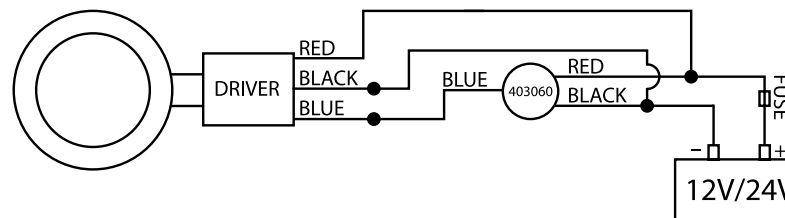
To connect to an external ON/OFF switch.



404510-1

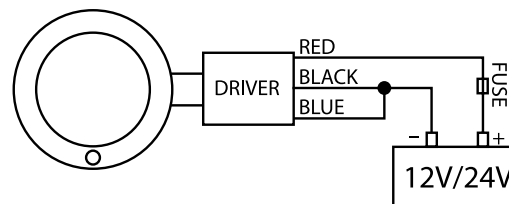
WITH OPTIONAL DIMMER

403060-1 LED Continuous Adjustment Dimmer Switch (sold separately) includes an intergraded ON/OFF button.



WIRING FOR 404511-1

To connect to an external ON/OFF switch.



404511-1

WITH OPTIONAL DIMMER

403061-1 LED Continuous Adjustment Dimmer Switch (sold separately) does not include an ON/OFF button; the light already has an intergraded ON/OFF switch.

